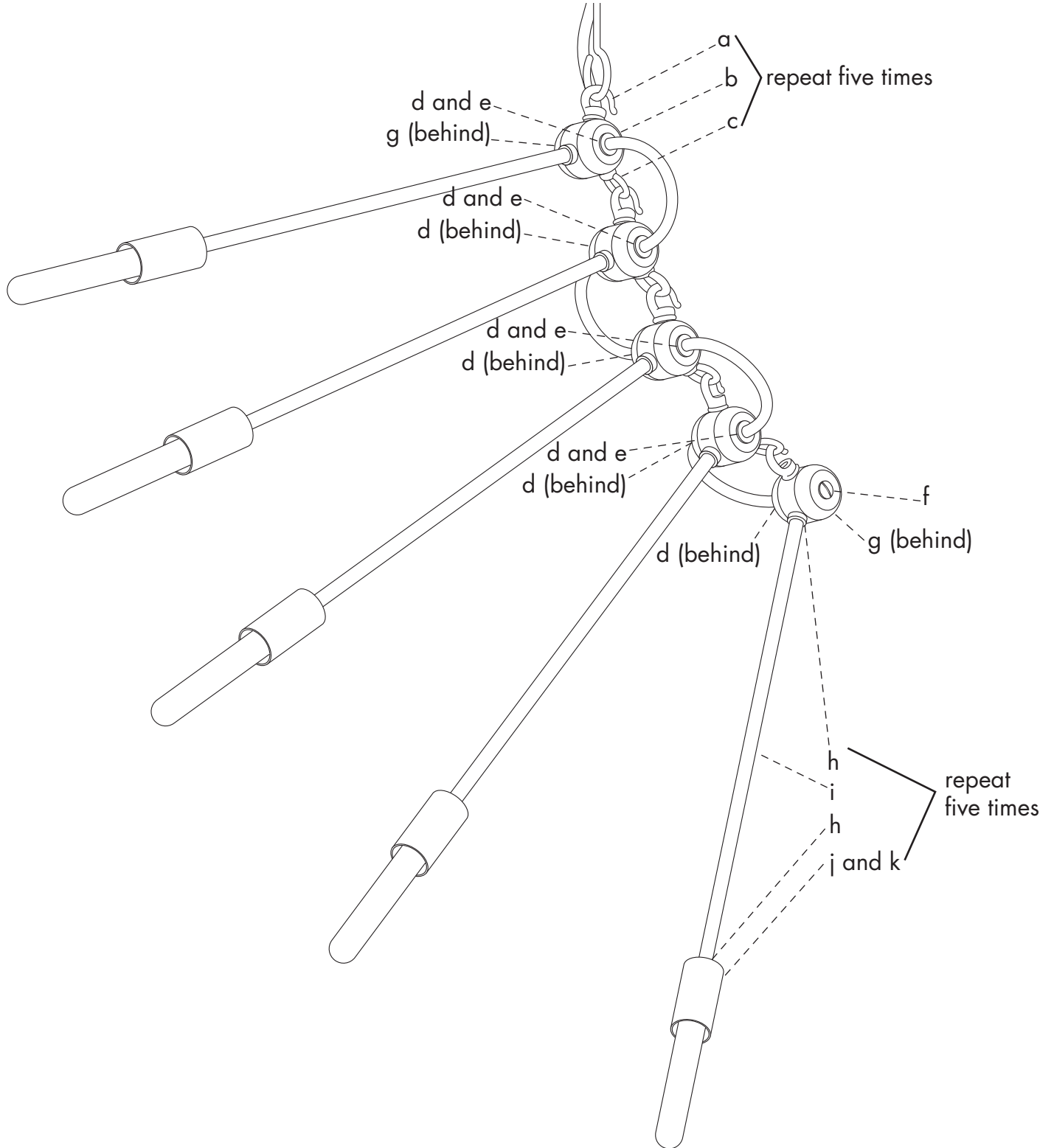


# LINDSEY ADELMAN STUDIO

55 Great Jones Street  
New York NY 10012  
212 473 2501

## YOU MAKE IT — MOBILE LIGHT PARTS DIAGRAM



# LINDSEY ADELMAN STUDIO

55 Great Jones Street  
New York NY 10012  
212 473 2501

YOU MAKE IT – MOBILE LIGHT  
PARTS LIST

## From Grand Brass ([www.grandbrass.com](http://www.grandbrass.com)):

- a. 5 hooks. Item HK105.
- b. 5 large cluster bodies. Item BOLG3.
- c. 5 loops. Item LO111.
- d. 8 cord bushings. Item BG450.
- e. 4 reducers. Item RE1/8FX1/4MNS.
- f. 1 large hole plug. Item F11/4PLUG.
- g. 2 small hole plugs. Item F11/8 PLUG.
- h. 10 bead nuts. Item NU430.
- i. 5 x 12" arms. Item PIBR12-0X8.
- j. 5 candelabra sockets. Item SO20025-IC.
- k. 5 candelabra socket cups. Item CU577BR.

## (not shown, various other parts):

1 plug. Item PL183W  
8 feet cloth covered wire. Item WISVTPOGRY.  
5 nipples, 1/2" long. Item NI0-1/2x1/8.  
10 blue wire nuts. Item WINUTB.  
Electrical tape. Item TAE60.

## From McMaster-Carr ([www.mcmaster.com](http://www.mcmaster.com)):

25 feet white wire. Item 7587K954.  
25 feet black wire. Item 7587K951.

## From Light Bulb Emporium ([www.lightbulbemporium.com](http://www.lightbulbemporium.com)):

5 Satco S3315 15 watt tubular bulbs. Item SS315.

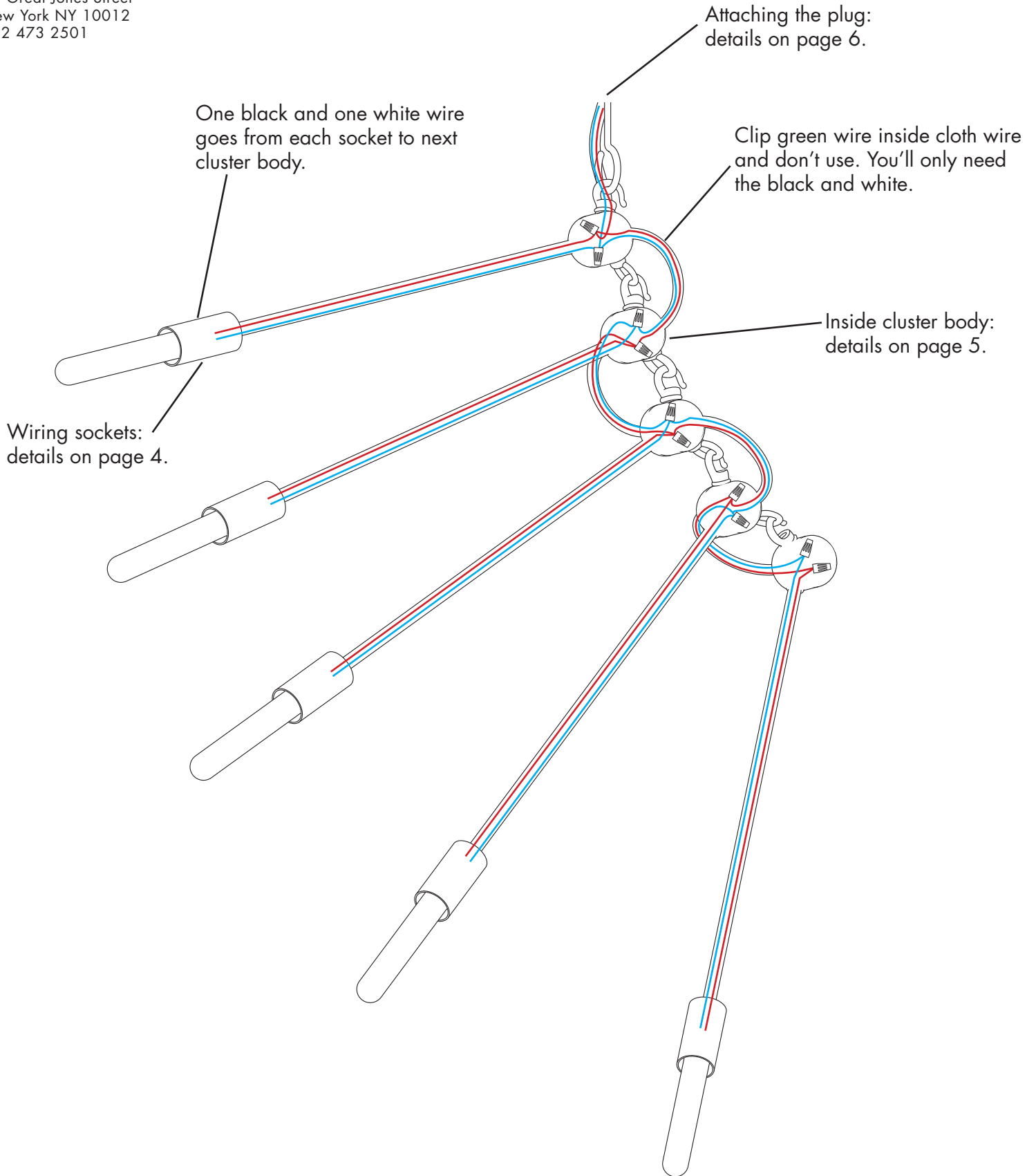
## Tools needed:

Wire strippers  
Needlenosed pliers  
Flat head screwdriver

# LINDSEY ADELMAN STUDIO

55 Great Jones Street  
New York NY 10012  
212 473 2501


## YOU MAKE IT – MOBILE LIGHT WIRING DIAGRAM




# LINDSEY ADELMAN STUDIO

55 Great Jones Street  
New York NY 10012  
212 473 2501

## YOU MAKE IT — MOBILE LIGHT WIRING SOCKETS



Strip wire and twist the ends.




Hook black wire around GOLD screw.



Tighten screw.



Do the same for the white wire and SILVER screw.

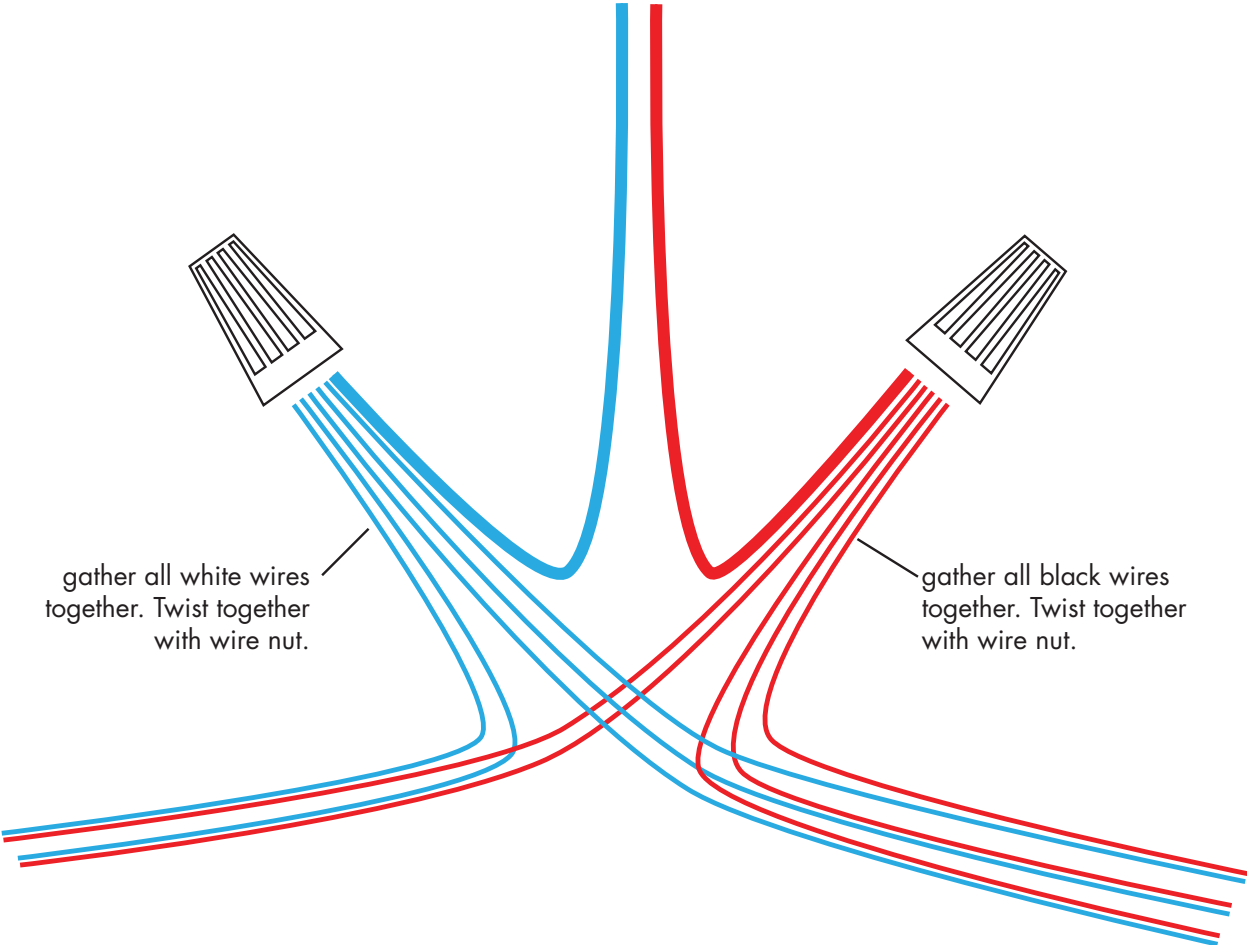


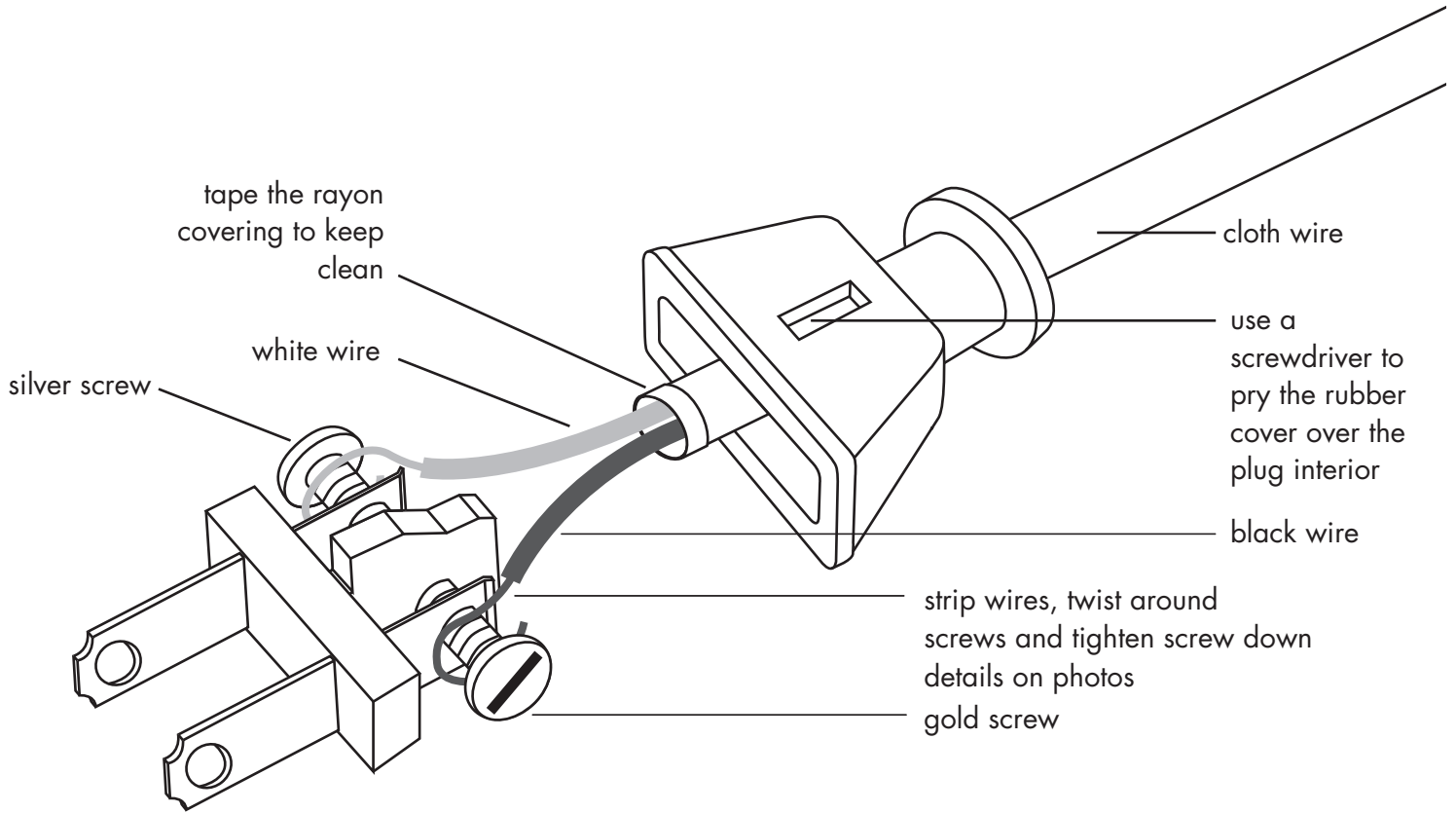
— Slide cardboard sleeve back on.

# LINDSEY ADELMAN STUDIO

55 Great Jones Street  
New York NY 10012  
212 473 2501

## YOU MAKE IT – MOBILE LIGHT INSIDE THE CLUSTER BODY





Lindsey Adelman Studio provides this information solely as a guide, and cannot be held liable for any consequences whatsoever. DIY can go wrong, and it therefore must be stressed that nothing should be attempted without applying common sense, and only if you are confident in your ability to carry out the job with safety (both your own and others') and successfully. Please remember that this guide has been given to you in good faith for free, and neither its accuracy nor legality can be relied upon.