



UNDERWRITER'S KNOT INSTRUCTIONS

Ensuring cords stay secure at the socket
if pulled and preventing the unplugging
of cords from electrical connections.

Perfect for repairing and rewiring lamps
or light fixtures.




STEP 1

Overlap one wire with the other




STEP 2

Twist the black and white wires
3 times around one another



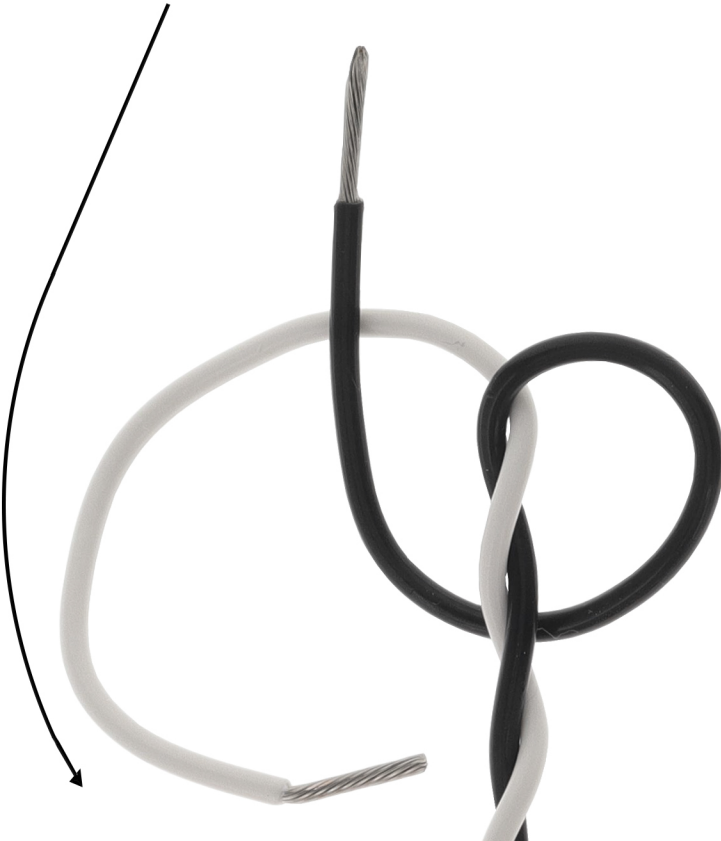
STEP 3

Form a loop with the black wire



STEP 4

Take the white wire down



STEP 5

Pass it through the black loop



STEP 6

Pull the white wire up to be even with the black



STEP 7

Twist the ends around the terminals



STEP 8

The knot is secure
The connection is complete

